

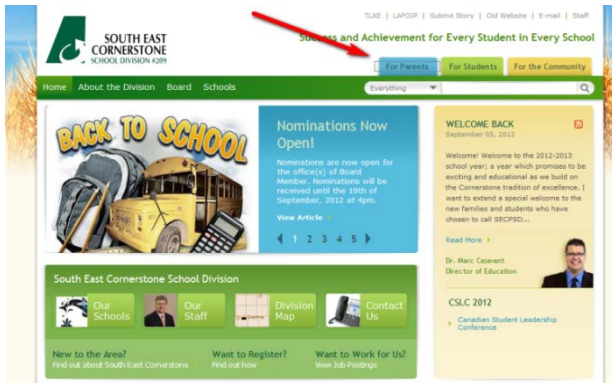
HomeLogic Access & Self-Registration

The HomeLogic Parent Portal allows parents to see many aspects of their children's life at school. Through HomeLogic, parents have access to their child's:

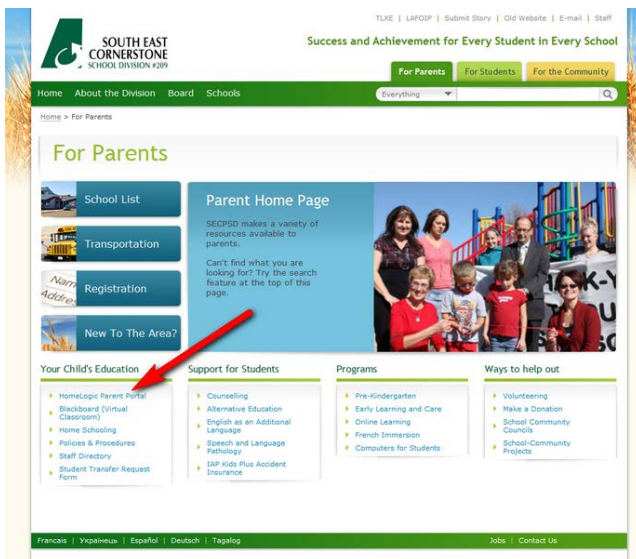
- Schedule
- Attendance
- Grades
- Assignments
- Class and school events
- Unofficial transcript
- High School course requests

To access HomeLogic, begin by going to our School Division Website. www.cornerstonesd.ca. If this is your first visit, be sure to have the Health Services card number for one of your children.

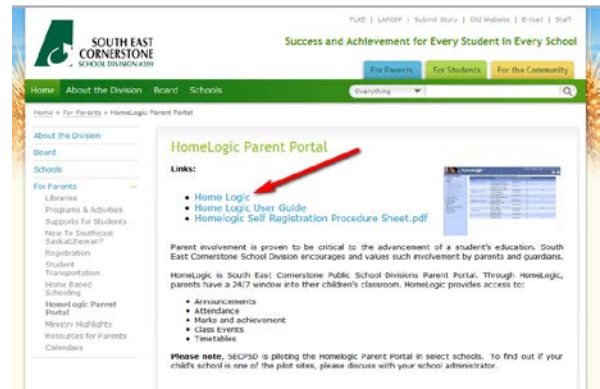
Click on the [For Parents](#) tab:



Click on [HomeLogic Parent Portal](#).



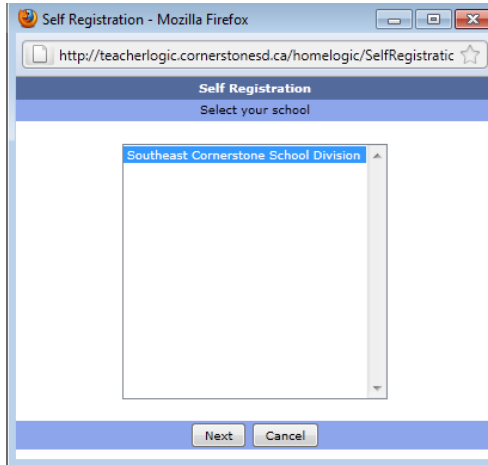
Follow the link to [HomeLogic](#). A detailed user guide is also available.



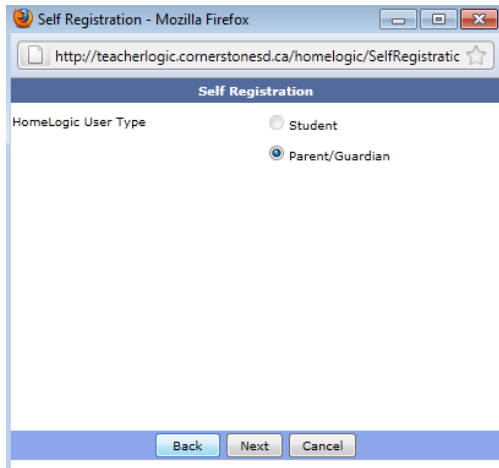
If this is your first time to use HomeLogic, click on [New User?](#) On later visits, you will only need to enter your login name and password.



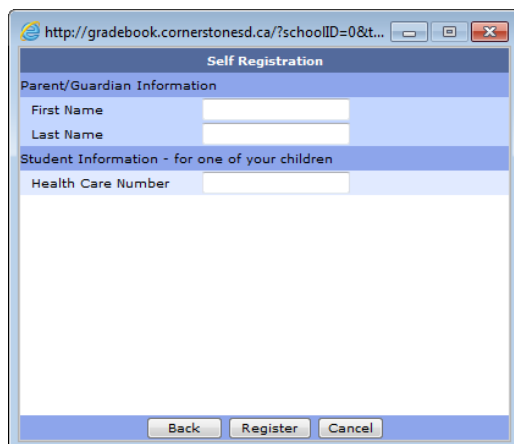
Click on [SouthEast Cornerstone School Division](#) and click [Next](#)



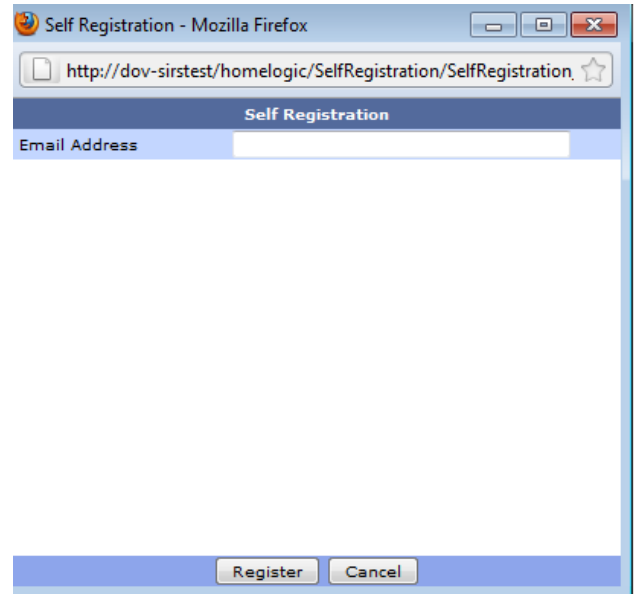
Choose whether you are a [Parent](#) or [Student](#) and click [Next](#).



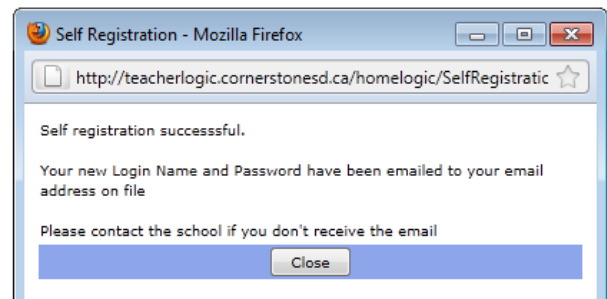
Fill out the required personal information. **You will need to fill all information correctly to be granted access to HomeLogic.** Click [Register](#) when all information is filled in.



You will get this screen if the school does not have your email address in the system. Enter your email address and click [Register](#). If the school has your email address in their records, you will skip this step.



You will then be sent an email providing you with your login information. Click [Close](#) and once you receive your email, you should be able to log in, using the Login Name and Password provided.



If you have trouble logging in, please contact the school.